

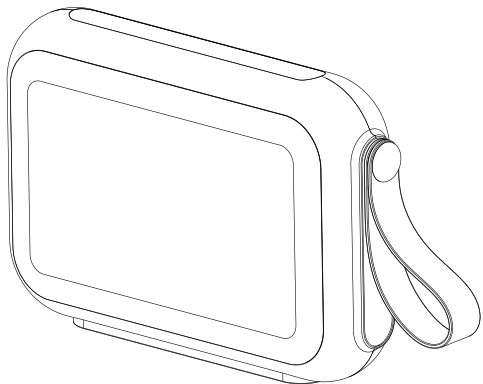
Specifications

- Dimensions: W 1.8 x L 6.9 x H 4.3 in
- Weight: 14.5 oz
- Frequency Response: 80Hz to 20kHz
- Output Power: 2 x 5W
- Playtime: 4 hours
- Wireless Range: 33 Ft
- Battery: 7.4V / 2000mAh
- Battery Charge Voltage: 5V
- Charging Time: 3 Hours

Origaudio[™]

www.origaudiopromo.com

Thumpah Wireless Speaker



USER MANUAL

Introduction

Your Thumpah wireless speaker is designed to connect wirelessly to your mobile device so you can tap your feet to the thumpin' beats wherever you go. Please review this manual carefully to ensure you are getting the maximum benefit from your Thumpah.

Charging Your Thumpah

Connect the USB charging cable to a power source and insert the micro USB tip in the charging port located underneath the port flap. Let the Thumpah reach full charge (approximately 3 hours if the battery was completely drained) before use.

Safety Pointers

- Do not disassemble, modify, or alter this product in any way. Doing so may cause undersireable effects such as electric shock, product malfunction, fire hazards, or the wrath of Zeus. Not to mention, it'll void your warranty.
- Do not put the electrical cords near water. Although the Thumpah is water-resistant under code IPX5, using the electrical cords near H2O = dance party ends and/or injury/death. The water resistance feature is only true when the port flap is completely sealed.

NOTE: IPX5 water-resistant rating is IEC standard 60529. Compliant standards mean that this product resulted in no damage when a 6.3mm nozzle sprayed water at a rate of 2.5L/min from 3 meters away.

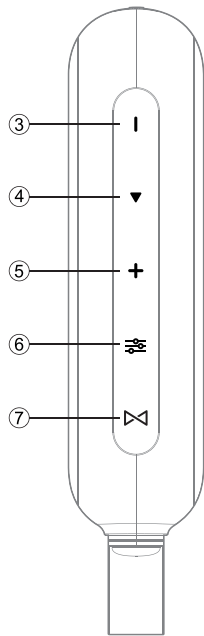
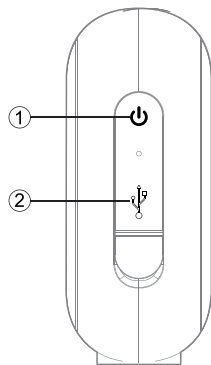
Pairing Your Devices

Turn on the Thumpah by holding the power button down for approximately 3 seconds and until you hear a power-up noise. In the wireless pair settings of your mobile device, connect to the device named “Thumpah.” You will hear a noise ensuring a successful pair.

You can also pair two Thumpah speakers together via True Wireless Sound. When you power on both speakers, they will automatically pair up, each speaker providing a separate left or right channel. The speaker that has this symbol (⊗) blinking in red is the master speaker.

Buttons

1. Power on/off
2. Micro USB flap
3. Previous Track/Volume -
4. Play/Pause
5. Next Track/Volume +
6. Equalizer
7. True Wireless Connect



Button	Action	Music	Calls
⏻	short press	—	—
	long press	turn off	turn off
⏪	short press	previous track	—
	long press	volume -	volume -
▶	short press	play/pause	—
+	short press	next track	—
	long press	volume +	volume +
⚙️	short press	1. Standard Mode (default) 2. Bass Mode 3. Treble Mode	—
⊗	short press	True Wireless Sound (with 2 speakers)	—

Product Features

- Wireless functionality with 33 foot range
- One-touch call answering capability with built-in microphone
- 4+ hours of audio playtime off a single charge
- True wireless capability
- Built-in rechargeable battery
- Compatible with smart devices
- Water-resistant when port flap is completely sealed
- On-the-go carry strap

Origaudio[™]

www.origaudiopromo.com