


EZ TUBE CONNECT 20FT KIT G (5'X5'X5'X5')

PRODUCT CATEGORY: EZ FABRIC DISPLAYS
 PRODUCT CODE: EZCNCT-20KIT-G-5X5X5X5



On frame On graphic



Single foot connection



Double foot connection

Foot Dims
 3 1/8" x 18 3/4"

PRODUCT DESCRIPTION

Modular has officially met tube frames! EZ Tube Connect modular tube display system lets you configure multiple shapes, sizes and frames. EZ Tube Connect lets you choose from straight, round or slant top shapes, 90" or 96" frame heights, and 2ft, 3ft, 4ft, 5ft, 8ft and 10ft frame widths. Each EZ Tube Connect frame easily connects, using aluminum tubing with push button snaps to lock and to attach to feet. Feet have two mounting points to connect frames side-by-side. Customize single- or double-sided stretch fabric graphics that pulls over frames and zips closed underneath. Medium Hard Case included. (Medium Hardcase Graphic optional)

DISPLAY DIMENSIONS	240"W x 90"H x 18.75"D
GRAPHIC SIZE	60.75"W x 88.5"H
GRAPHIC SIZE MHC	62.375"W x 32.25"H

GRAPHIC MATERIAL

Stretch Fabric

GRAPHIC FINISHING

Sewn on left, right and top with zipper on the bottom

DISPLAY CONSTRUCTION

34mm Aluminum Tubing

SHIPPING WEIGHTS & DIMENSIONS

Shipping Weight	53 lbs (frames & graphics - each case) 2 cases total
Shipping Dimensions	22"W x 39"H x 17"D (each case)

LARGE QUANTITY FREIGHT

Freight Shipping	8 boxes per 48"L x 40"W x 43"H skid
Freight Weight	424 lbs (frames & graphics - 4 sets)

GRAPHIC TURN AROUND TIME

2 business days after proof approval (up to 2 kits)

AVAILABILITY	Pacific Fulfillment Center
--------------	----------------------------



Connecting Clip



Includes qty 1 Medium Hard Case
 Case Inside Dimensions:
 20.5"W x 32.5"H x 12"D

EZ TUBE CONNECT 20FT KIT G (5'X5'X5'X5')


PRODUCT CATEGORY: EZ FABRIC DISPLAYS

PRODUCT CODE: EZCNCT-20KIT-G-5X5X5X5

PARTS LIST



Top cross bar-5ft straight
(qty 4)



Bottom cross bar-5ft
(qty 4)



3 section 64" pole
(qty 4)



Bottom Cross Bar L shape
connector
(qty 8)



Connecting Clip
(qty 6)



Single Foot (34mm)
(qty 2)



Double Foot (34mm)
(qty 3)



MHC
(qty 2)




Soft Bag 5ft
(qty 4)

EZ TUBE CONNECT 2FT, 3FT, 4FT, & 5FT

PRODUCT CATEGORY: EZ FABRIC DISPLAYS
INSTRUCTIONS FOR 90" AND 96" FRAME HEIGHTS

SETUP INSTRUCTIONS



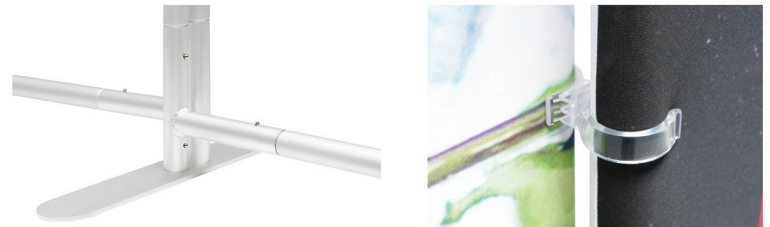
Optional top shapes for frame:




Curved Top



Slant Top



Use double foot and two connecting clips to connect frames side by side.



Press button & insert swaged end into receiving end of tubing

EZ TUBE CONNECT 20FT KIT G (5'X5'X5'X5')

PRODUCT CATEGORY: EZ FABRIC DISPLAYS

PRODUCT CODE: EZCNCT-20KIT-G-5X5X5X5

TEMPLATE

TOP CORNERS WILL BE ROUNDED

EZ TUBE CONNECT 20ft Kit G Frame A Front

GRAPHIC DIMENSIONS: 30.375" X 44.75"
YELLOW SAFE AREA: 28" X 42.75"

KEEP ALL IMPORTANT GRAPHICS SUCH AS LOGOS, TEXT, CONTACT INFO, ETC. IN THE YELLOW SAFE ZONE

ARTWORK IN THE BLUE AREA WILL PRINT BUT IS IN RISK OF BEING CLOSE TO THE EDGE OR TRIMMED OFF

Graphic Specifications:
- Create to template specs
- 125 DPI resolution
- CMYK color
- No template lines
- Embed link all images
- Create to outline all fonts

Acceptable file formats:
- Photoshop (.psd, .eps)
- Illustrator (.ai, .eps)
- Flattened .jiff
- Press quality .pdf

Ver-0415-20

TOP CORNERS WILL BE ROUNDED

PLEASE DELETE ALL TEMPLATE ELEMENTS BEFORE UPLOADING

EZ TUBE CONNECT 20ft Kit G Frame B Front

UPLOAD AT 50% SCALE
DOCUMENT SIZE 123" X 90"

GRAPHIC DIMENSIONS: 30.375" X 44.75"
YELLOW SAFE AREA: 28" X 42.75"

If designing in Photoshop at half size please set dpi to 225.
OR
ACTUAL SIZE IS 244.5" x 180" at 100dpi

ANY CONTINUOUS ARTWORK TO MATCH UP OR LINE UP WITH ANOTHER PRINT MAY NOT LINE UP PERFECTLY

KEEP ALL IMPORTANT GRAPHICS SUCH AS LOGOS, TEXT, CONTACT INFO, ETC. IN THE YELLOW SAFE ZONE

ARTWORK IN THE BLUE AREA WILL PRINT BUT IS IN RISK OF BEING CLOSE TO THE EDGE OR TRIMMED OFF

Graphic Specifications:
- Create to template specs
- CMYK color
- No template lines
- Embed link all images
- Create to outline all fonts

Acceptable file formats:
- Photoshop (.psd, .eps)
- Illustrator (.ai, .eps)
- Flattened .jiff
- Press quality .pdf

Ver-0415-20

TOP CORNERS WILL BE ROUNDED

PLEASE DELETE ALL TEMPLATE ELEMENTS BEFORE UPLOADING

EZ TUBE CONNECT 20ft Kit G Frame C Front

UPLOAD AT 50% SCALE
DOCUMENT SIZE 123" X 90"

GRAPHIC DIMENSIONS: 30.375" X 44.75"
YELLOW SAFE AREA: 28" X 42.75"

If designing in Photoshop at half size please set dpi to 225.
OR
ACTUAL SIZE IS 244.5" x 180" at 100dpi

ANY CONTINUOUS ARTWORK TO MATCH UP OR LINE UP WITH ANOTHER PRINT MAY NOT LINE UP PERFECTLY

KEEP ALL IMPORTANT GRAPHICS SUCH AS LOGOS, TEXT, CONTACT INFO, ETC. IN THE YELLOW SAFE ZONE

ARTWORK IN THE BLUE AREA WILL PRINT BUT IS IN RISK OF BEING CLOSE TO THE EDGE OR TRIMMED OFF

Graphic Specifications:
- Create to template specs
- CMYK color
- No template lines
- Embed link all images
- Create to outline all fonts

Acceptable file formats:
- Photoshop (.psd, .eps)
- Illustrator (.ai, .eps)
- Flattened .jiff
- Press quality .pdf

Ver-0415-20

TOP CORNERS WILL BE ROUNDED

EZ TUBE CONNECT 20ft Kit G Frame D Front

GRAPHIC DIMENSIONS: 30.375" X 44.75"
YELLOW SAFE AREA: 28" X 42.75"

KEEP ALL IMPORTANT GRAPHICS SUCH AS LOGOS, TEXT, CONTACT INFO, ETC. IN THE YELLOW SAFE ZONE

ARTWORK IN THE BLUE AREA WILL PRINT BUT IS IN RISK OF BEING CLOSE TO THE EDGE OR TRIMMED OFF

Graphic Specifications:
- Create to template specs
- 125 DPI resolution
- CMYK color
- No template lines
- Embed link all images
- Create to outline all fonts

Acceptable file formats:
- Photoshop (.psd, .eps)
- Illustrator (.ai, .eps)
- Flattened .jiff
- Press quality .pdf

Ver-0415-20

TOP CORNERS WILL BE ROUNDED

PLEASE DELETE ALL TEMPLATE ELEMENTS BEFORE UPLOADING

EZ TUBE CONNECT 20ft Kit G Frame D Back

GRAPHIC DIMENSIONS: 30.375" X 44.75"
YELLOW SAFE AREA: 28" X 42.75"

KEEP ALL IMPORTANT GRAPHICS SUCH AS LOGOS, TEXT, CONTACT INFO, ETC. IN THE YELLOW SAFE ZONE

ARTWORK IN THE BLUE AREA WILL PRINT BUT IS IN RISK OF BEING CLOSE TO THE EDGE OR TRIMMED OFF

Graphic Specifications:
- Create to template specs
- 125 DPI resolution
- CMYK color
- No template lines
- Embed link all images
- Create to outline all fonts

Acceptable file formats:
- Photoshop (.psd, .eps)
- Illustrator (.ai, .eps)
- Flattened .jiff
- Press quality .pdf

Ver-0415-20

TOP CORNERS WILL BE ROUNDED

PLEASE DELETE ALL TEMPLATE ELEMENTS BEFORE UPLOADING

EZ TUBE CONNECT 20ft Kit G Frame C Back

GRAPHIC DIMENSIONS: 30.375" X 44.75"
YELLOW SAFE AREA: 28" X 42.75"

KEEP ALL IMPORTANT GRAPHICS SUCH AS LOGOS, TEXT, CONTACT INFO, ETC. IN THE YELLOW SAFE ZONE

ARTWORK IN THE BLUE AREA WILL PRINT BUT IS IN RISK OF BEING CLOSE TO THE EDGE OR TRIMMED OFF

Graphic Specifications:
- Create to template specs
- 125 DPI resolution
- CMYK color
- No template lines
- Embed link all images
- Create to outline all fonts

Acceptable file formats:
- Photoshop (.psd, .eps)
- Illustrator (.ai, .eps)
- Flattened .jiff
- Press quality .pdf

Ver-0415-20

TOP CORNERS WILL BE ROUNDED

PLEASE DELETE ALL TEMPLATE ELEMENTS BEFORE UPLOADING

EZ TUBE CONNECT 20ft Kit G Frame A Back

GRAPHIC DIMENSIONS: 30.375" X 44.75"
YELLOW SAFE AREA: 28" X 42.75"

KEEP ALL IMPORTANT GRAPHICS SUCH AS LOGOS, TEXT, CONTACT INFO, ETC. IN THE YELLOW SAFE ZONE

ARTWORK IN THE BLUE AREA WILL PRINT BUT IS IN RISK OF BEING CLOSE TO THE EDGE OR TRIMMED OFF

Graphic Specifications:
- Create to template specs
- 125 DPI resolution
- CMYK color
- No template lines
- Embed link all images
- Create to outline all fonts

Acceptable file formats:
- Photoshop (.psd, .eps)
- Illustrator (.ai, .eps)
- Flattened .jiff
- Press quality .pdf

Ver-0415-20