


EZ TUBE CONNECT 10FT KIT F (3'X3'X3')

PRODUCT CATEGORY: EZ FABRIC DISPLAYS

PRODUCT CODE: EZCNCT-10KIT-F-3X3X3



On frame On graphic



Single foot connection



Double foot connection

Foot Dims
3 1/8" x 18 3/4"

PRODUCT DESCRIPTION

Modular has officially met tube frames! EZ Tube Connect modular tube display system lets you configure multiple shapes, sizes and frames. EZ Tube Connect lets you choose from straight, round or slant top shapes, 90" or 96" frame heights, and 2ft, 3ft, 4ft, 5ft, 8ft and 10ft frame widths. Each EZ Tube Connect frame easily connects, using aluminum tubing with push button snaps to lock and to attach to feet. Feet have two mounting points to connect frames side-by-side. Customize single- or double-sided stretch fabric graphics that pulls over frames and zips closed underneath. Medium Hard Case included. (Medium Hardcase Graphic optional)

DISPLAY DIMENSIONS	120"W x 90"H x 18.75"D
GRAPHIC SIZE 3FT	37"W x 89.5"H
GRAPHIC SIZE MHC	62.375"W x 32.25"H

GRAPHIC MATERIAL

Stretch Fabric

GRAPHIC FINISHING

Sewn on left, right and top with zipper on the bottom

DISPLAY CONSTRUCTION

34mm Aluminum Tubing

SHIPPING WEIGHTS & DIMENSIONS

Shipping Weight	86 lbs (frames and graphics)
Shipping Dimensions	22"W x 39"H x 17"D

LARGE QUANTITY FREIGHT

Freight Shipping	8 boxes per 48"L x 40"W x 43"H skid
Freight Weight	512 lbs (frames & graphics)

GRAPHIC TURN AROUND TIME

2 business days after proof approval (up to 2 kits)

AVAILABILITY	Pacific Fulfillment Center
--------------	----------------------------



Connecting Clip




Includes qty 1 Medium Hard Case
Case Inside Dimensions:
20.5"W x 32.5"H x 12"D

EZ TUBE CONNECT 10FT KIT F (3'X3'X3')


PRODUCT CATEGORY: EZ FABRIC DISPLAYS

PRODUCT CODE: EZCNCT-10KIT-F-3X3X3

PARTS LIST



Top cross bar-3ft slope
(qty 1)



Bottom cross bar-3ft
(qty 3)




Top cross bar-3ft straight
(qty 2)



Connecting Clip
(qty 4)



3 section 64" pole
(qty 6)



Bottom Cross Bar L
shape connector
(qty 6)



Single Foot (34mm)
(qty 2)



Double Foot (34mm)
(qty 2)



MHC
(qty 1)




Soft Bag 3ft
(qty 3)

EZ TUBE CONNECT 2FT, 3FT, 4FT, & 5FT

PRODUCT CATEGORY: EZ FABRIC DISPLAYS
INSTRUCTIONS FOR 90" AND 96" FRAME HEIGHTS

SETUP INSTRUCTIONS



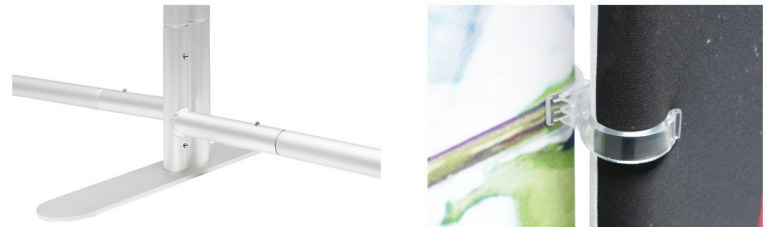
Optional top shapes for frame:




Curved Top



Slant Top



Use double foot and two connecting clips to connect frames side by side.



EZ TUBE CONNECT 10FT KIT F (3'X3'X3')

PRODUCT CATEGORY: EZ FABRIC DISPLAYS

PRODUCT CODE: EZCNCT-10KITF-3X3X3

TEMPLATE

TOP WILL BE SLANTED

**EZ TUBE CONNECT
10ft Kit F
Frame A
Front**

SAVE ARTWORK AT DOCUMENT SIZE

GRAPHIC DIMENSIONS: 37" X 89.5"
FINISHED SIZE: 36" X 88"
YELLOW SAFE AREA: 32" X 85.5"

ANY CONTINUOUS ARTWORK TO MATCH UP OR LINE UP WITH ANOTHER PRINT MAY NO LINE UP PERFECTLY

KEEP ALL IMPORTANT GRAPHICS SUCH AS: LOGOS, TEXT, CONTACT INFO, ETC. IN THE YELLOW SAFE ZONE

ARTWORK IN THE BLUE AREA WILL PRINT BUT IS IN RISK OF BEING CLOSE TO THE EDGE OR TRIMMED OFF

Graphic Specifications:

- Create to template specs
- 125 DPI resolution
- CMYK color
- No template lines
- Embed/link all images
- Create to outline all fonts

Acceptable file formats:

- Photoshop (.psd, .psb)
- Illustrator (.ai, .eps)
- Flattened .tiff
- Press quality .pdf

Ver-0310.20

TOP CORNERS WILL BE ROUNDED

**EZ TUBE CONNECT
10ft Kit F
Frame B
Front**

PLEASE DELETE ALL TEMPLATE ELEMENTS BEFORE UPLOADING

SAVE ARTWORK AT DOCUMENT SIZE

114" X 180"

SAVE ARTWORK AT DOCUMENT SIZE

GRAPHIC DIMENSIONS: 37" X 89.5"
FINISHED SIZE: 36" X 88"
YELLOW SAFE AREA: 32" X 85.5"

ANY CONTINUOUS ARTWORK TO MATCH UP OR LINE UP WITH ANOTHER PRINT MAY NO LINE UP PERFECTLY

KEEP ALL IMPORTANT GRAPHICS SUCH AS: LOGOS, TEXT, CONTACT INFO, ETC. IN THE YELLOW SAFE ZONE

ARTWORK IN THE BLUE AREA WILL PRINT BUT IS IN RISK OF BEING CLOSE TO THE EDGE OR TRIMMED OFF

Graphic Specifications:

- Create to template specs
- 125 DPI resolution
- CMYK color
- No template lines
- Embed/link all images
- Create to outline all fonts

Acceptable file formats:

- Photoshop (.psd, .psb)
- Illustrator (.ai, .eps)
- Flattened .tiff
- Press quality .pdf

Ver-0310.20

TOP CORNERS WILL BE ROUNDED

**EZ TUBE CONNECT
10ft Kit F
Frame C
Front**

SAVE ARTWORK AT DOCUMENT SIZE

GRAPHIC DIMENSIONS: 37" X 89.5"
FINISHED SIZE: 36" X 88"
YELLOW SAFE AREA: 32" X 85.5"

ANY CONTINUOUS ARTWORK TO MATCH UP OR LINE UP WITH ANOTHER PRINT MAY NO LINE UP PERFECTLY

KEEP ALL IMPORTANT GRAPHICS SUCH AS: LOGOS, TEXT, CONTACT INFO, ETC. IN THE YELLOW SAFE ZONE

ARTWORK IN THE BLUE AREA WILL PRINT BUT IS IN RISK OF BEING CLOSE TO THE EDGE OR TRIMMED OFF

Graphic Specifications:

- Create to template specs
- 125 DPI resolution
- CMYK color
- No template lines
- Embed/link all images
- Create to outline all fonts

Acceptable file formats:

- Photoshop (.psd, .psb)
- Illustrator (.ai, .eps)
- Flattened .tiff
- Press quality .pdf

Ver-0310.20

TOP CORNERS WILL BE ROUNDED

**EZ TUBE CONNECT
10ft Kit F
Frame C
Back**

SAVE ARTWORK AT DOCUMENT SIZE

GRAPHIC DIMENSIONS: 37" X 89.5"
FINISHED SIZE: 36" X 88"
YELLOW SAFE AREA: 32" X 85.5"

ANY CONTINUOUS ARTWORK TO MATCH UP OR LINE UP WITH ANOTHER PRINT MAY NO LINE UP PERFECTLY

KEEP ALL IMPORTANT GRAPHICS SUCH AS: LOGOS, TEXT, CONTACT INFO, ETC. IN THE YELLOW SAFE ZONE

ARTWORK IN THE BLUE AREA WILL PRINT BUT IS IN RISK OF BEING CLOSE TO THE EDGE OR TRIMMED OFF

Graphic Specifications:

- Create to template specs
- 125 DPI resolution
- CMYK color
- No template lines
- Embed/link all images
- Create to outline all fonts

Acceptable file formats:

- Photoshop (.psd, .psb)
- Illustrator (.ai, .eps)
- Flattened .tiff
- Press quality .pdf

Ver-0310.20

TOP CORNERS WILL BE ROUNDED

**EZ TUBE CONNECT
10ft Kit F
Frame B
Back**

SAVE ARTWORK AT DOCUMENT SIZE

GRAPHIC DIMENSIONS: 37" X 89.5"
FINISHED SIZE: 36" X 88"
YELLOW SAFE AREA: 32" X 85.5"

ANY CONTINUOUS ARTWORK TO MATCH UP OR LINE UP WITH ANOTHER PRINT MAY NO LINE UP PERFECTLY

KEEP ALL IMPORTANT GRAPHICS SUCH AS: LOGOS, TEXT, CONTACT INFO, ETC. IN THE YELLOW SAFE ZONE

ARTWORK IN THE BLUE AREA WILL PRINT BUT IS IN RISK OF BEING CLOSE TO THE EDGE OR TRIMMED OFF

Graphic Specifications:

- Create to template specs
- 125 DPI resolution
- CMYK color
- No template lines
- Embed/link all images
- Create to outline all fonts

Acceptable file formats:

- Photoshop (.psd, .psb)
- Illustrator (.ai, .eps)
- Flattened .tiff
- Press quality .pdf

Ver-0310.20

TOP WILL BE SLANTED

**EZ TUBE CONNECT
10ft Kit F
Frame A
Back**

SAVE ARTWORK AT DOCUMENT SIZE

GRAPHIC DIMENSIONS: 37" X 89.5"
FINISHED SIZE: 36" X 88"
YELLOW SAFE AREA: 32" X 85.5"

ANY CONTINUOUS ARTWORK TO MATCH UP OR LINE UP WITH ANOTHER PRINT MAY NO LINE UP PERFECTLY

KEEP ALL IMPORTANT GRAPHICS SUCH AS: LOGOS, TEXT, CONTACT INFO, ETC. IN THE YELLOW SAFE ZONE

ARTWORK IN THE BLUE AREA WILL PRINT BUT IS IN RISK OF BEING CLOSE TO THE EDGE OR TRIMMED OFF

Graphic Specifications:

- Create to template specs
- 125 DPI resolution
- CMYK color
- No template lines
- Embed/link all images
- Create to outline all fonts

Acceptable file formats:

- Photoshop (.psd, .psb)
- Illustrator (.ai, .eps)
- Flattened .tiff
- Press quality .pdf

Ver-0310.20